

## SEMIANNUAL STATISTICAL BULLETIN

## JANUARY—JUNE 2018

Market capitalization: 152.212.703.538

Turnover: 6.828.985.131

Number of transactions: : 12.835

MBI10: 3.332,66

↑23,98%

↑234,09%

↑65,00%

↑46,02%

## BASIC INDICATORS

TURNOVER (denars)	January - June 2017	January - June 2018	% of change
<b>TRADING IN BEST</b>	<b>1.502.218.167</b>	<b>2.704.410.896</b>	<b>80,03</b>
Shares	1.370.299.486	2.302.467.722	68,03
Bonds	131.918.681	401.943.174	204,69
DAILY AVERAGE TURNOVER (denars)	<b>12.415.026</b>	<b>22.350.503</b>	80,03
DAILY AVERAGE NUMBER OF TRANSACTIONS	<b>64</b>	<b>106</b>	65,63
<b>BLOCK TRANSACTIONS</b>	<b>528.946.708</b>	<b>4.120.001.556</b>	678,91
<b>PUBLIC AUCTIONS</b>	<b>0</b>	<b>4.572.679</b>	-
<b>PUBLIC AUCTIONS FOR BIG PACKAGES</b>	<b>12.890.642</b>	<b>0</b>	-
<b>PUBLIC OFFERING</b>	<b>0</b>	<b>0</b>	-
<b>TOTAL</b>	<b>2.044.055.517</b>	<b>6.828.985.131</b>	<b>234,09</b>

## NUMBER OF TRANSACTIONS

TRADING IN BEST	7.684	12.715	65,47
BLOCK TRANSACTIONS	94	114	21,28
GOVERNMENT AUCTIONS	0	6	-
PUBLIC OFFERING	1	0	-
TOTAL	0	0	-

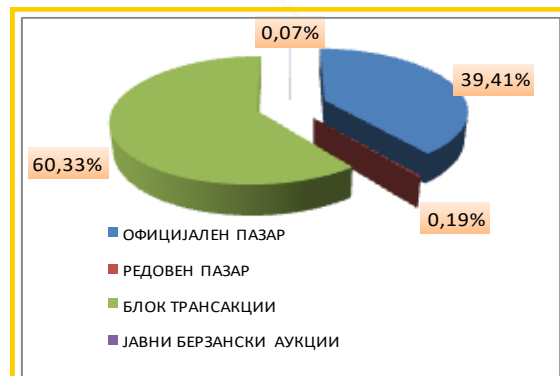
<b>MARKET CAPITALIZATION (denars)</b>	<b>7.779</b>	<b>12.835</b>	<b>65,00</b>
---------------------------------------	--------------	---------------	--------------

## MARKET CAPITALIZATION OF SHARES

LISTED SHARES	122.774.477.251	152.212.703.538	23,98
MARKET OF JOINT STOCK COMPANIES WITH SPECIAL REPORT-	119.377.846.086	148.816.072.373	24,66
<b>MARKET CAPITALIZATION OF BONDS</b>	<b>3.396.631.165</b>	<b>3.396.631.165</b>	<b>0,00</b>
<b>TOTAL MARKET CAPITALIZATION</b>	<b>3.505.117.660</b>	<b>3.331.029.751</b>	<b>-4,97</b>
MBI10	126.279.594.911	155.543.733.289	23,17
OMB	2.282,34	3.332,66	46,02
NUMBER OF LISTED COMPANIES	129,94	129,32	-0,48
NUMBER OF TRADING DAYS	107	107	0,00
	121	121	0,00

## TURNOVER STRUCTURE

Market segment	Turnover (denars)	Turnover (euro)	%	Num. of trans.
OFFICIAL MARKET	2.691.099.212	43.742.119	39,41	12.648
REGULAR MARKET	13.311.684	216.405	0,19	67
BLOCK TRANSACTIONS	4.120.001.556	66.988.370	60,33	114
PUBLIC AUCTIONS FOR BIG PACKAGES	4.572.679	74.359	0,07	6
<b>TOTAL</b>	<b>6.828.985.131</b>	<b>111.021.253</b>	<b>100,00</b>	<b>12.835</b>



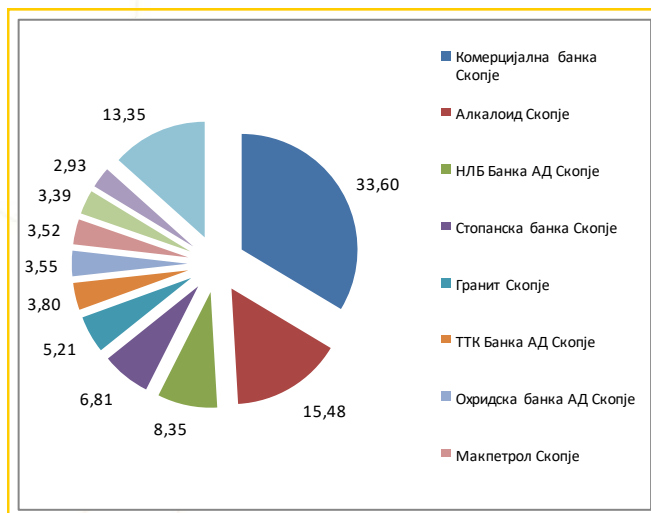
## SEMIANNUAL STATISTICAL BULLETIN

## TURNOVER PER MONTHS

Month	Trading in BEST		Block transactions		Public auctions for big		Total	
	Turnover MKD	%	Turnover MKD	%	Turnover MKD	%	Turnover MKD	%
January	445.485.319	16,47	119.758.628	2,91	0	0,00	565.243.947	8,28
February	319.400.934	11,81	38.184.787	0,93	0	0,00	357.585.721	5,24
March	350.909.997	12,98	3.130.550.358	75,98		0,00	3.481.460.355	50,98
April	399.793.604	14,78	185.923.088	4,51	1.398.179	30,58	587.114.872	8,60
May	416.590.612	15,40	444.361.461	10,79	0	0,00	860.952.073	12,61
June	772.230.430	28,55	201.223.233	4,88	3.174.500	69,42	976.628.164	14,30
<b>Вкупно</b>	<b>2.704.410.896</b>	<b>100,00</b>	<b>4.120.001.556</b>	<b>100,00</b>	<b>4.572.679</b>	<b>100,00</b>	<b>6.828.985.131</b>	<b>100,00</b>

## 10 MOST LIQUID SHARES (Official market)

Issuer	Average price (MKD)	Volume	Turnover in MKD	Numb. of trans- ac.
Komercijalna banka Skopje	3.858,52	190.860	769.215.349	2.932
Alkaloid Skopje	7.983,05	44.127	354.424.557	1.042
NLB Banka Skopje	13.619,74	14.088	191.061.348	568
Stopanska banka Skopje	972,34	158.163	155.891.338	963
Granit Skopje	792,70	150.405	119.378.110	856
TTK Banka Skopje	946,83	91294	86.943.923	539
Ohridska banka Skopje	5.624,38	14.868	81.228.727	365
Makpetrol Skopje	31.077,36	2.588	80.564.159	453
UNI Banka Skopje	2.173,30	36.327	77.676.712	503
Prilepska Pivarnica Prilep	41.015,50	1.608	67.139.957	188
Rest		608.410	305.631.858	3.184
<b>Total</b>		<b>1.312.738</b>	<b>2.289.156.038</b>	<b>11.593</b>



## TOP GAINERS / TOP LOSERS—OFFICIAL MARKET

Issuer	Average price (MKD) 28.12.2017	Average price (MKD) 30.06.2018	% of change
<b>TOP GAINERS</b>			
Komercijalna banka Skopje	2.758,15	5.239,64	89,97
Zito Luks Skopje	155,00	262,98	69,66
VV Tives Skopje	2.716,00	4.502,33	65,77
Arcelormittal Skopje (HRM) Skopje	23,00	37,00	60,87
OKTA Skopje	2.850,00	4.526,00	58,81
<b>TOP LOSERS</b>			
Toplifikacija Skopje	1.704,67	915,82	-46,28
Karpos Skopje	485,00	300,00	-38,14
Tehmometal Vardar Skopje	160,00	100,00	-37,50
FZC 11Oktomvri Kumanovo	1.144,00	880,00	-23,08
Automakedonija Skopje	2.140,00	1.700,00	-20,56

## SEMIANNUAL STATISTICAL BULLETIN

## MBI10

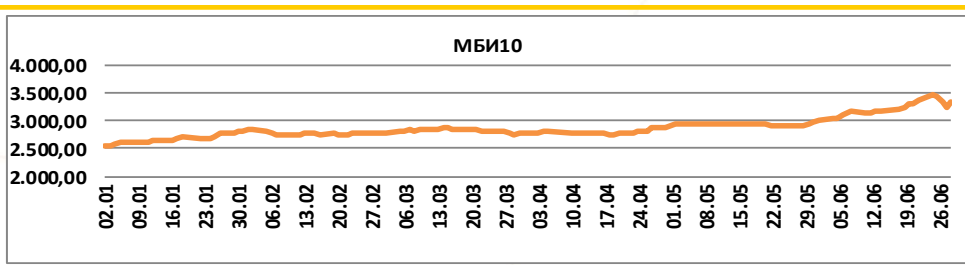
Value at 30.06.2018 3.332,66

MAX January-June(25.06) 3.491,93

MIN January-June(02.01) 2.544,35

% of change from 30.06.2017 46,02%

% of change from 31.12.2017 31,26%

All about MBI10 on: <http://www.mse.com.mk/Indices.aspx?Index=MBI10>

## TRADING WITH MBI10 LISTED COMPANIES

Issuer	Max. (MKD)	Min. (MKD)	Average price (MKD)	Volume	Turnover in MKD	Turnover in Eur	% in turnover	Numb. of transac.	Market capitalization (MKD)
Alkaloid AD Skopje	8.400,00	7.400,00	7.983,05	44.328	356.032.557	5.787.166	8,13	1.043	11.733.458.963
Granit AD Skopje	873,00	689,00	792,70	153.512	121.904.552	1.981.754	2,78	858	2.551.392.874
Komercijalna banka AD Skopje	5.500,00	2.760,00	3.858,52	796.472	3.034.000.714	49.330.515	69,28	2.965	11.941.490.616
Makpetrol AD Skopje	47.982,00	27.500,00	31.077,36	3.142	98.002.617	1.592.625	2,24	458	4.617.851.676
Makedonijaturist AD Skopje	4.800,00	4.099,00	4.305,31	5.642	24.574.374	399.471	0,56	105	2.170.785.600
Ohridska banka AD Skopje	6.600,00	4.800,00	5.624,38	15.689	86.164.677	1.400.770	1,97	369	3.227.125.538
Stopanska banka AD Skopje	2.400,00	1.763,00	2.007,35	78.683	143.881.488	2.339.706	3,29	97	781.954.000
Stopanska banka AD Bitola	1.074,00	915,00	972,03	176.645	172.975.738	2.811.215	3,95	967	17.406.053.442
Makedonski Telekom AD Skopje	302,00	262,00	283,03	86.644	24.525.728	398.644	0,56	254	26.355.664.500
NLB Banka AD Skopje	14.600,00	12.360,00	13.608,37	23.588	317.847.348	5.165.733	7,25	571	12.230.597.632
<b>TOTAL</b>				<b>1.384.345</b>	<b>4.379.909.793</b>	<b>71.207.599</b>	<b>100,00</b>	<b>7.687</b>	<b>93.016.374.841</b>

## MBI10 LISTED COMPANIES RATIOS

Issuer	P/E Ratio[1]	Dividend yield[2]	Average price 30.12.2017	Average price 30.06.2018	% of change
Alkaloid AD Skopje	14,50	3,29%	7.496,80	8.197,46	9,35
Granit AD Skopje	19,40	3,20%	771,80	830,70	7,63
Komercijalna banka AD Skopje	14,45	3,36%	2.758,15	5.239,64	89,97
Makpetrol AD Skopje	15,47	2,31%	27.500,00	41.090,67	49,42
Makedonijaturist AD Skopje	19,02	4,50%	4.099,26	4.800,00	17,09
Ohridska banka AD Skopje	9,41	1,06%	4.800,00	6.249,88	30,21
Stopanska banka AD Skopje	17,28	0,00%	2.020,00	2.000,00	-0,99
Stopanska banka AD Bitola	8,42	11,87%	920,00	996,90	8,36
Makedonski Telekom AD Skopje	19,09	6,68%	275,00	275,00	0,00
NLB Banka AD Skopje	5,74	4,36%	13.000,12	14.320,52	10,16

[1] Share price at last day of trading in currently month./ Earnings per share

[2]The ratios are calculated using the data from the last published Audited financial reports and last paid dividend.

## FOREIGN INVESTORS IN MBI10 LISTED COMPANIES

Issuer	January	February	March	April	May	June	Change June 2015/ December 2014
Alkaloid AD Skopje	6,35%	6,32%	6,31%	6,30%	5,80%	5,28%	-1,23%
Granit AD Skopje	9,17%	9,20%	9,17%	8,50%	8,28%	7,71%	-1,45%
Komercijalna banka AD Skopje	30,05%	29,90%	8,43%	7,91%	7,89%	7,28%	-22,93%
Makpetrol AD Skopje	5,05%	5,05%	5,12%	5,26%	5,06%	5,00%	0,06%
Makedonijaturist AD Skopje	1,16%	1,16%	1,16%	1,16%	1,16%	1,16%	-0,02%
Ohridska banka AD Skopje	72,37%	76,50%	76,44%	75,98%	75,91%	75,98%	3,28%
Stopanska banka AD Skopje	3,42%	3,40%	3,38%	3,33%	3,32%	3,30%	-0,16%
Stopanska banka AD Bitola	92,45%	92,45%	92,45%	92,46%	92,45%	92,44%	-0,02%
Makedonski Telekom AD Skopje	1,51%	1,50%	1,50%	1,50%	1,50%	1,50%	-0,01%
NLB Banka AD Skopje	89,69%	89,27%	89,22%	89,23%	89,24%	89,19%	-0,60%

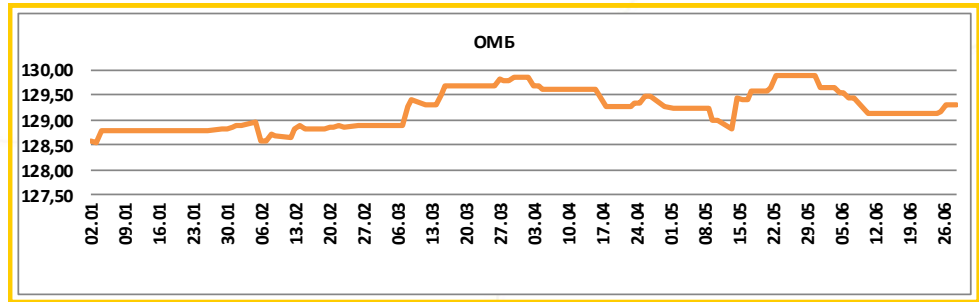
Data as last day of trading in currently month according to the Central Securities Depository, regarding the participation of the foreign investors in the number of shares.



## SEMIANNUAL STATISTICAL BULLETIN

## OMB

<b>Value at</b>	<b>30.06.2018</b>	<b>129,32</b>
MAX January-June(23.05)		129,89
MIN January-June(03.01)		128,55
% of change from 30.06.2017		-0,48%
of change from 31.12.2017		0,58%



All about OMB on: <http://www.mse.com.mk/Indicies.aspx?Index=OMB>

## OVERVIEW OF THE TRADING WITH BONDS

	Max (%)	Min (%)	Last daily average price (%)	Last Trading day	Volume (NV in euro)	Turnover (NKD)	Turnover (EUR)	Yield to maturity*
Government bonds denationalization.(RMDEN08)	99,30	96,50	98,08	11.06.2018	16.265	988.013	16.067	-
Government bonds denationalization.(RMDEN09)	98,50	95,00	96,68	27.06.2018	9.090	542.602	8.823	5,08%
Government bonds denationalization.(RMDEN10)	98,00	95,30	97,08	11.06.2018	8.989	539.655	8.772	4,62%
Government bonds denationalization.(RMDEN11)	97,20	97,00	97,10	02.04.2018	11.039	659.942	10.725	2,97%
Government bonds denationalization.(RMDEN12)	96,70	95,00	96,11	05.04.2018	9.100	537.626	8.740	3,47%
Government bonds denationalization.(RMDEN13)	97,20	94,00	95,84	26.06.2018	35.412	2.094.553	34.039	2,88%
Government bonds denationalization.(RMDEN14)	96,20	95,00	95,66	26.06.2018	47.640	2.801.242	45.542	3,40%
Government bonds denationalization.(RMDEN15)	95,60	94,00	95,01	11.06.2018	31.401	1.834.292	29.819	3,38%
Government bonds denationalization.(RMDEN16)	96,00	92,50	94,94	27.06.2018	5.707.388	331.774.929	5.391.901	2,91%
Government bonds denationalization.(RMDEN17)	96,00	94,80	95,76	29.06.2018	1.022.573	60.170.320	978.467	2,85%

\*The model for calculation of yield to maturity is adapted to the characteristics of the bonds. Calculation date is 30.06.2018, using the last average price of the bonds.

## FOREIGN AND DOMESTIC INVESTORS IN THE TOTAL TURNOVER

	January	February	March	April	May	June
Buying Foreign private investors	0,98%	0,09%	0,12%	1,41%	0,66%	1,11%
Buying Foreign Legal investors	0,90%	34,61%	34,61%	0,97%	0,00%	4,06%
<b>TOTAL</b>	<b>1,88%</b>	<b>34,71%</b>	<b>34,73%</b>	<b>2,38%</b>	<b>0,66%</b>	<b>5,17%</b>
Buying Domestic private investors	44,91%	7,05%	8,17%	63,22%	44,96%	45,88%
Buying Domestic Legal investors	53,21%	58,24%	57,10%	34,40%	54,37%	48,95%
<b>TOTAL</b>	<b>98,12%</b>	<b>65,29%</b>	<b>65,27%</b>	<b>97,62%</b>	<b>99,34%</b>	<b>94,83%</b>
Selling Foreign private investors	1,53%	0,40%	1,04%	2,56%	1,57%	3,64%
Selling Foreign Legal investors	9,20%	4,38%	69,70%	24,76%	8,01%	24,36%
<b>TOTAL</b>	<b>10,73%</b>	<b>4,78%</b>	<b>70,74%</b>	<b>27,32%</b>	<b>9,58%</b>	<b>28,00%</b>
Selling Domestic private investors	56,12%	9,48%	9,59%	49,60%	50,11%	55,99%
Selling Domestic Legal investors	33,15%	85,74%	19,67%	23,08%	40,31%	16,02%
<b>TOTAL</b>	<b>89,27%</b>	<b>95,22%</b>	<b>29,26%</b>	<b>72,68%</b>	<b>90,42%</b>	<b>72,00%</b>

Data as last day of trading in currently month according to the Central Securities Depository, regarding the participation of the foreign and domestic investors in the total turnover.

## SEMIANNUAL STATISTICAL BULLETIN

Issuer	Nominal value	Number of Out-standing shares	Max. price	Min. price	Average price	Num. of transactions	Turnover (MKD)	Turnover (EUR)	Market capitalization (MKD)
Komercijalna banka Skopje	1000.00 MKD	2.279.067	5.500,00	2.760,00	3.858,52	2965	3.034.000.714	49.330.515	6.505.528.379
Alkaloid Skopje	25.56 EUR	1.431.353	8.400,00	7.400,00	7.983,05	1043	356.032.557	5.787.166	7.710.899.000
NLB Banka Skopje	1000.00 MKD	854.061	14.600,00	12.360,00	13.608,37	571	317.847.348	5.165.733	7.431.637.413
Stopanska banka Skopje	201.10 MKD	17.460.180	1.074,00	915,00	972,03	967	172.975.738	2.811.215	13.413.957.887
Stopanska banka Bitola	3000.00 MKD	390.977	2.400,00	1.763,00	2.007,35	97	143.881.488	2.339.706	507.879.123
TTK Banka AD Skopje	1000.00 MKD	907.888	1.056,00	834,00	946,83	549	127.121.073	2.066.388	634.586.475
Granit Skopje	5.00 EUR	3.071.377	873,00	689,00	792,70	858	121.904.552	1.981.754	1.781.398.660
Makpetrol Skopje	511.29 EUR	112.382	47.982,00	27.500,00	31.077,36	458	98.002.617	1.592.625	3.042.035.767
UNI Banka Skopje	1000.00 MKD	545.987	2.650,00	1.900,00	2.173,30	507	86.207.412	1.400.995	493.828.862
Ohridska banka Skopje	2650.00 MKD	438.586	6.600,00	4.800,00	5.624,38	369	86.164.677	1.400.770	1.671.889.832
ZK Pelagonija Bitola	70.21 EUR	202.891	2.900,00	2.700,00	2.814,71	64	72.638.482	1.181.147	507.227.500
Prilepska Pivarnica Prilep	125.00 EUR	39.918	47.000,00	37.000,00	41.015,50	189	68.182.707	1.108.597	1.377.171.000
Fersped Skopje	37400.00 MKD	18.113	62.500,00	53.640,00	57.365,73	52	56.295.569	915.339	760.746.000
Stopanska banka Skopje - preference	400.00 MKD	227.444	1.232,00	600,00	847,99	425	43.672.507	710.117	147.838.600
Mermeren kombinat Prilep	1.00 EUR	4.686.858	886,00	800,00	851,60	7	40.088.768	651.910	2.812.114.800
Toplifikacija Skopje	51.13 EUR	450.000	2.279,00	876,00	1.640,37	429	33.185.559	539.216	445.050.000
Makedonijaturist Skopje	25.56 EUR	452.247	4.800,00	4.099,00	4.305,31	105	24.574.374	399.471	1.672.748.591
Makedonski Telekom Skopje	100.00 MKD	95.838.780	302,00	262,00	283,03	254	24.525.728	398.644	24.918.082.800
Teteks Tetovo	50.40 EUR	414.171	2.495,00	1.906,00	2.123,49	135	23.466.860	381.420	387.249.885
Makstil Skopje	5.11 EUR	14.622.943	168,00	116,00	138,31	414	21.506.584	349.598	1.199.081.326
Beton [tip	25.00 EUR	41.804	1.886,00	1.600,00	1.790,67	13	16.206.094	263.479	65.465.064
OKTA Skopje	51.12 EUR	846.360	5.150,00	3.000,00	3.774,74	181	14.809.021	240.687	1.884.843.720
VV Tikves Skopje	51.13 EUR	270.450	4.503,00	2.797,00	3.742,41	95	13.415.819	218.072	622.035.000
RZ Uslugi Skopje	5.11 EUR	1.571.668	154,00	103,00	131,34	250	12.436.428	202.146	149.308.460
Replek Skopje	562.42 EUR	25.920	65.000,00	54.800,00	61.071,31	58	10.388.646	168.834	1.114.560.000
Skopski Pazar Skopje	51.13 EUR	70.937	16.818,00	15.937,00	16.597,75	4	10.001.396	162.600	1.038.375.806
Beton Skopje	255.65 EUR	54.562	11.000,00	7.663,00	9.626,40	94	7.841.307	127.433	578.357.200
Makosped Skopje	1000.00 MKD	788.424	246,00	152,00	199,59	36	7.698.788	125.045	115.109.904
Nova stokovna kuka Strumica	1000.00 EUR	1.249	-	-	61.500,00	1	7.257.000	117.994	76.813.500
Cementarnica USJE Skopje	3100.00 MKD	563.784	25.500,00	23.002,00	24.330,35	37	6.852.221	111.409	12.713.329.200
Slavej Skopje	50.00 EUR	20.485	6.100,00	3.600,00	3.957,14	15	4.168.900	67.666	63.790.290
Arcelormittal Skopje (CRM) Skopje	5.11 EUR	32.950.713	83,00	40,00	54,62	112	4.007.278	65.115	757.866.399
Pekabesko AD Kadino, Ilinden	46.00 EUR	32.450	14.300,00	11.000,00	12.570,50	22	2.615.664	42.521	259.600.000
Zito Luks Skopje	35.79 EUR	819.238	281,00	160,00	207,16	61	2.401.657	39.035	128.620.366
FZC 11 Oktomvri Kumanovo	51.13 EUR	491.000	1.100,00	860,00	963,54	25	2.251.390	36.568	343.700.000
Hoteli Metropol Ohrid	5.00 EUR	1.035.000	300,00	255,00	285,41	37	1.907.031	31.002	254.610.000
Triglav osiguruvanje Skopje	50.00 EUR	60.184	14.640,00	13.580,00	14.180,00	5	1.864.610	30.293	137.219.520
Automakedonija Skopje	44.48 EUR	82.529	1.820,00	1.650,00	1.696,13	12	1.179.078	19.159	120.739.927
Rade Koncar - Aparatna tehnika Skopje	25.00 EUR	206.230	1.700,00	1.470,00	1.644,50	17	1.042.832	16.957	288.722.000
Other listed shares on Official market with turnover less than 100.000 MKD						163	6.310.827	102.553	6.121.520.698
<b>Total</b>						<b>11.696</b>	<b>5.086.931.301</b>	<b>82.700.893</b>	<b>104.255.538.955</b>





## SEMIANNUAL STATISTICAL BULLETIN

## TURNOVER PER MEMBERS / in denars\*

Member	Member	Trading in BEST	% in BEST	Block transaction	% Block	Public auctions	% Public auctions	Total
Komercijalna Banka AD Skopje	KB	863.056.608	15,96	4.238.092.256	51,43	0	0,00	5.101.148.864
NLB BANKA AD Skopje	TN	495.286.757	9,16	2.608.985.583	31,66	0	0,00	3.104.272.340
ILIRIKA INVESTMENTS AD Skopje	IL	1.425.382.707	26,35	411.284.390	4,99	1.388.354	30,36	1.838.055.451
Eurohaus AD Skopje	EH	834.113.775	15,42	651.703.260	7,91	195.800	4,28	1.486.012.835
Inovo Broker AD Skopje	IN	309.463.691	5,72	213.321.472	2,59	9.825	0,21	522.794.988
Sparkase Banka Makedonija Skopje	SP	390.875.679	7,23	0	0,00	0	0,00	390.875.679
TTK Banka AD Skopje	TK	292.281.498	5,40	65.977.450	0,80	0	0,00	358.258.948
Stopanska Banka AD Skopje	SB	283.217.195	5,24	0	0,00	2.978.700	65,14	286.195.895
INVESTBROKER AD Skopje	MI	269.625.771	4,98	0	0,00	0	0,00	269.625.771
Eurostandard banka AD Skopje	ES	154.579.894	2,86	7.312.800	0,09	0	0,00	161.892.694
Fersped Broker AD Skopje	FR	90.938.218	1,68	43.325.900	0,53	0	0,00	134.264.118
<b>Total</b>		<b>5.408.821.792</b>	<b>100,00</b>	<b>8.240.003.112</b>	<b>100,00</b>	<b>4.572.679</b>	<b>100,00</b>	<b>13.653.397.582</b>

\*Turnover via BEST system and turnover in block trades is calculated on the basis of double counting, in order to include the executed cross trades by the MSE members in the structure of the overall MSE turnover. As since July 13, during the government auctions on the selling side there is no brokers (i.e. MSE performs this role), the turnover derived from government auctions is still calculated on the basis of single counting.

## MEMBERS OF MACEDONIAN STOCK EXCHANGE

Member	Address	Tel/fax	E-mail	Web page
EUROSTANDARD BANKA AD Skopje	ul. Nikola Kljusev, br 2, Skopje	3224300 ; 3140210; 3140211	broker@eurostandard.com.mk	www.eurostandard.com.mk
EUROHAUS AD Skopje	Bul. Sv. Kliment Ohridski br.52-a, vlez 1, kat 2, broj 5, Skopje	02/ 3217-095; Факс: 02/3217-078;	s.drakulovski@eurohaus.com.mk	www.eurohaus.com.mk
ILIRIKA INVESTMENTS AD Skopje	Bul. Sv. Kliment Ohridski br.45, kat 1, lokal 8, Skopje	02/3296-853, Fax ::02/3213-785 ;	info@ilirika.com.mk	www.ilirika.com.mk
INVESTBROKER AD Skopje	ul. Istarska br. 33, Skopje	02/3110-290; Fax ::02/3103-291;	invest-broker@investbroker.com.mk	www.investbroker.com.mk
INOVO BROKER AD Skopje	Bul.Teodosij Gologanov br.60/1-4, Skopje	02/3120-941 ; Fax ::02/3110-950 ;	office@innovobroker.com	www.innovobroker.com
KOMERCIJALNA BANKA AD Skopje-Direkcija za trguvanje so hartii od vrednost	Ul. Orce Nikolov br.3, Skopje	02/3247-440;Fax :02/3111-037 ;	contact@kb.com.mk	www.kb.com.mk
NLB BANKA AD Skopje	Bul Majka Tereza br.1, Skopje	02/5100-354; Fax :02/ 3296-219;	broker@tb.com.mk	www.nlbtb.com.mk
STOPANSKA BANKA AD Skopje-Direkcija za rabota so hartii od vrednost I broker-sko-posrednicki uslugi	bul.11 Oktomvri br.7, Skopje	02/3295-405, Fax ::3295-551 ;	broker@stb.com.mk	www.stb.com.mk
TTK BANKA AD Skopje-Oddel za rabota so hartii od vrednost	ul.Naroden front br.19 Skopje	02/3216 530 ; Fax : :02/3216 530;	ttkbroker@ttk.com.mk	www.ttk.com.mk
FERSPED BROKER AD Skopje	ul. Makedonija br.11A, Skopje	02/ 3219-333 ; Fax ::02/3219-477 ;	broker@fersped.com.mk	www.fersped.com.mk
Sparkase Banka Makedonija AD Skopje	Ul. Makedonija br.9-11	02/3200-785; 02/3200-785;	broker.custody@sparkasse.mk	www.sparkasse.mk

